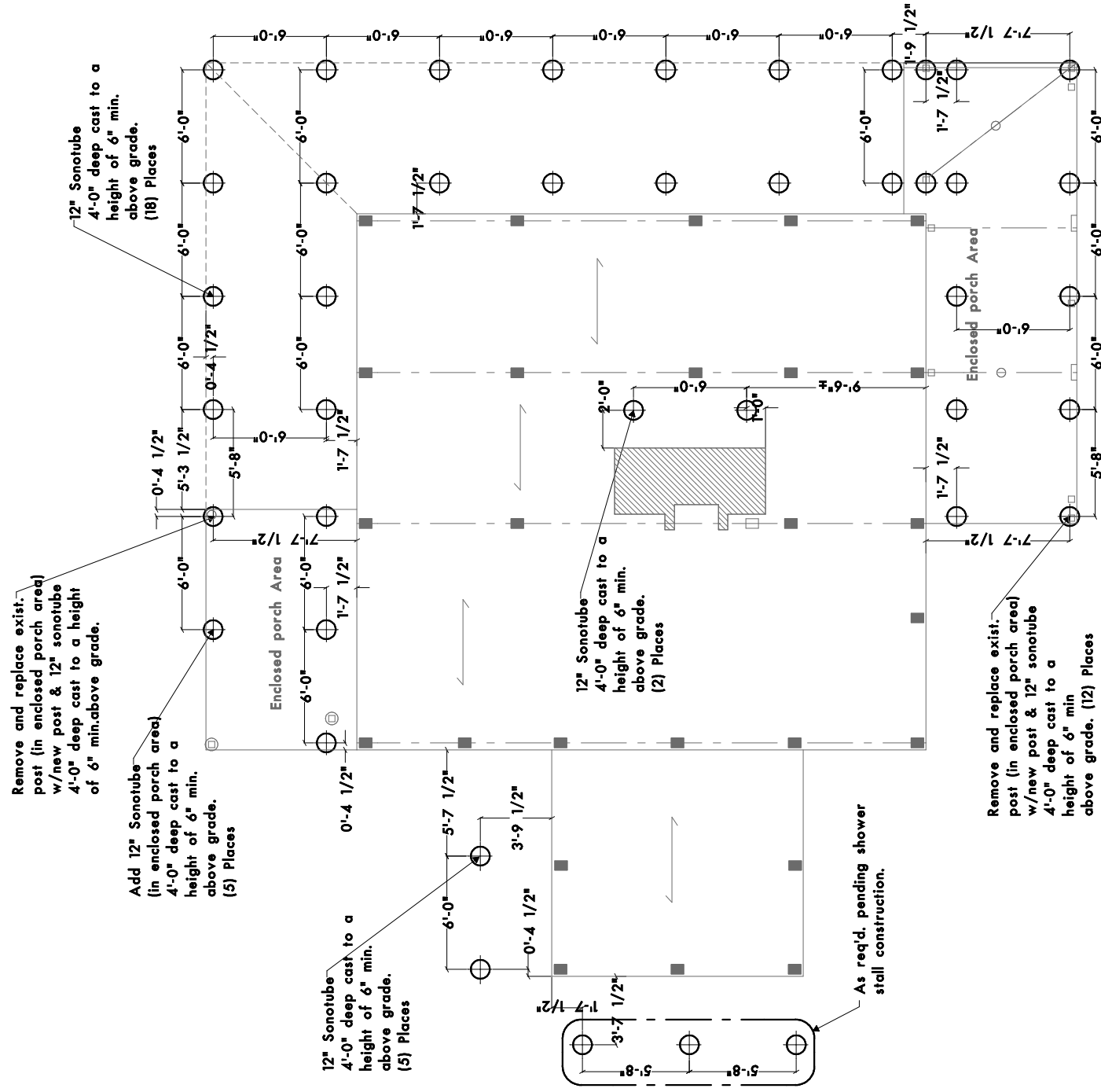


Stair location to be determined at time of construction and to conform to state and/or local building codes.

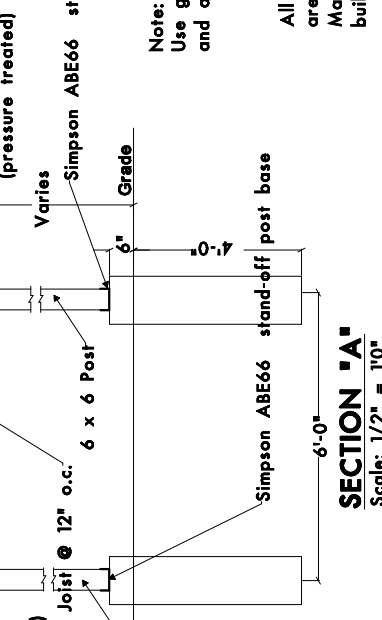
LEGEND:
UNLESS OTHERWISE NOTED
EXISTING:
EXISTING (TO BE REMOVED):
PROPOSED:



Proposed Sonotube Layout
Scale: 1/4" = 1'-0"

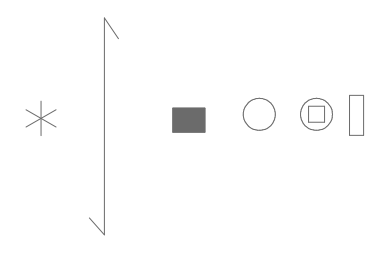
- Indicates location of cut joist to be sistered.
- Indicates direction of 2x8 @ 16" o.c.
- Indicates 6" x 8" concrete pier (20" to 30" high).
- Indicates wood post (no footing)
- Indicates wood post w/8" dia. sonotube
- Indicates 4" x 10" ± wood post (no footing)

Proposed Post & Framing Layout
Scale: 1/4" = 1'-0"

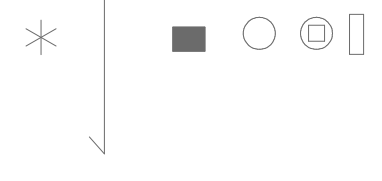


- Note: Use galv. metal joist hangers by Simpson or equivalent and all purpose hangers to attach to ledger & header.
- All other deck details are to conform to the Massachusetts state building code.

Proposed Decking
Scale: 1/2" = 1'-0"



SECTION 'A-A'
Scale: 1/2" = 1'-0"



This drawing is not to be reproduced or used for anything without the written authorization of David Packert and/or Packert Design.